

# Registration










## How do I change the season type in the Fee Code Manager?

The fee code manager's season type is changed by navigating to Setup>Registration>Fee Structure and simply selecting a different season in the dropdown located at the top of the list of fee groups. This changes which season you are viewing, i.e. you will only see the fee groups that have been assigned to that selected season.

Season Type **Unassigned** ▼ Click on a Fee Group below to view the Fee Codes associated with it. [Add Fee Group](#)

▼ **Registration** (9 fee codes)

**Fee Codes**

6U Co-Ed Fee	
8U Boys Fee	
8U Girls Fee	
10U Boys Fee	
10U Girls Fee	
12U Boys Fee	
12U Girls Fee	
14U Boys Fee	
14U Girls Fee	

[Add Fee Code](#)

**Edit Fee Group**

**Group Name \***

**Payment Group \***

**Required \***

**Family Maximum**  
(Enter 0 for None) \$

**Family Break \***

**Season Type**

[Save](#) [Cancel](#)

Unique solution ID: #1035

Author: MYL

Last update: 2023-11-14 22:10