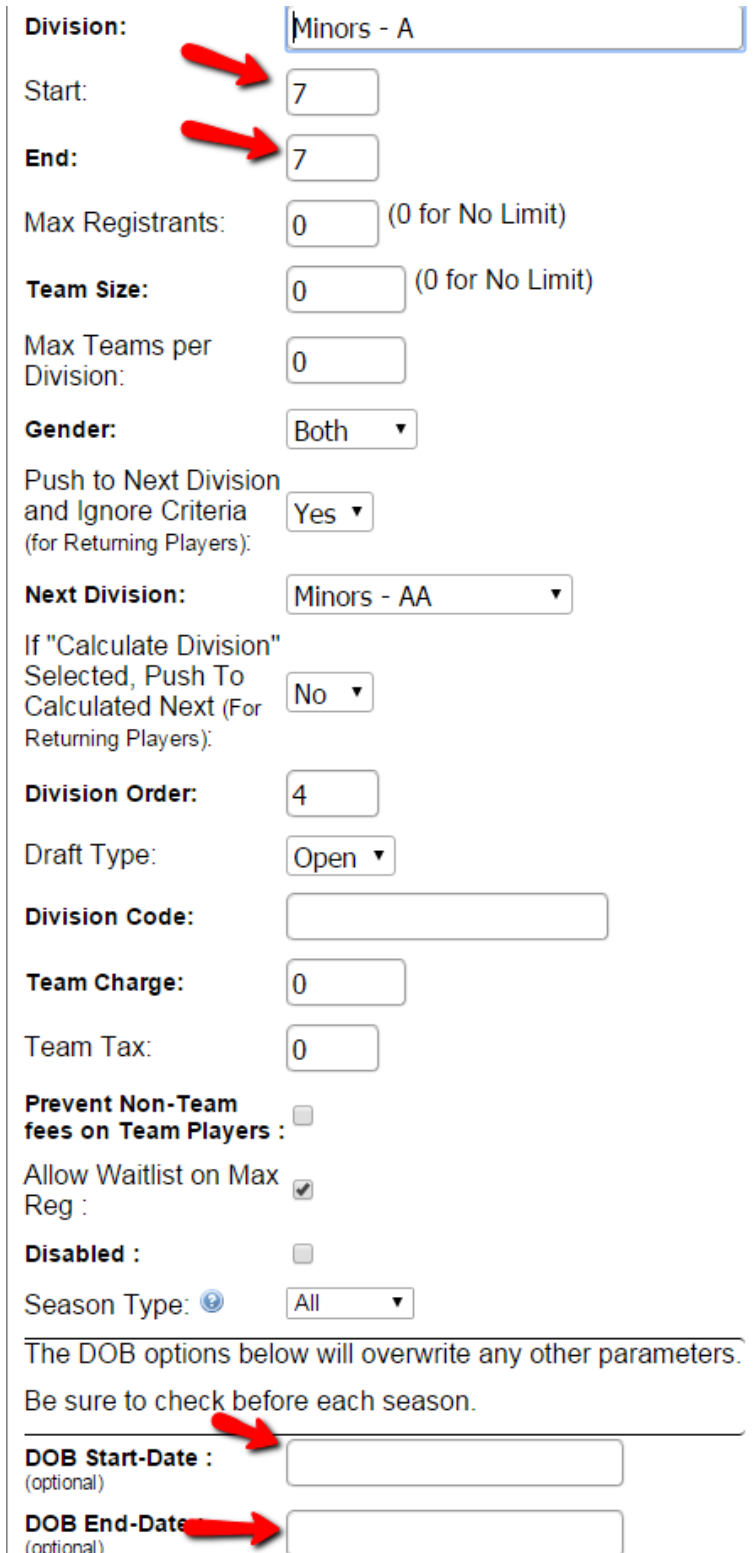


# Registration

## Why isn't the correct division showing when registering a player?

If the appropriate divisions don't show up after selecting an age and gender on the player step, then you want to check the criteria for your divisions by navigating to setup>teams>divisions and clicking edit next to the division you want to check. Take a look at the gender, age range, and d.o.b. range fields. Keep in mind that if you use a start and end birthdate range as the criteria, then it overrides whatever you put in the age range field.



**Division:** Minors - A

**Start:** 7

**End:** 7

**Max Registrants:** 0 (0 for No Limit)

**Team Size:** 0 (0 for No Limit)

**Max Teams per Division:** 0

**Gender:** Both ▾

**Push to Next Division and Ignore Criteria (for Returning Players):** Yes ▾

**Next Division:** Minors - AA ▾

**If "Calculate Division" Selected, Push To Calculated Next (For Returning Players):** No ▾

**Division Order:** 4

**Draft Type:** Open ▾

**Division Code:**


**Team Charge:** 0

**Team Tax:** 0

**Prevent Non-Team fees on Team Players :** ☐

**Allow Waitlist on Max Reg :** ☒


**Disabled :** ☐


**Season Type:**  All ▾

---

The DOB options below will overwrite any other parameters.  
Be sure to check before each season.

---

**DOB Start-Date :**    
(optional)

**DOB End-Date :**    
(optional)

# Registration

Unique solution ID: #1075

Author: MYL

Last update: 2015-11-24 17:00