

Registration

What are registration sets?

Registration sets allow players to register for multiple leagues when going through registration. They will still have to complete steps associated with each individual league they are registering for, along with any global steps.

Fees will be charged according to each league they are registering for. If each league has its own merchant account for each league, then the payments will go to whichever league they are registering for.

You can get to registration sets by navigating to setup->registration->registration








Registration Sets						
ATA Registration	ATA Multi League Registration	disabled	[Launch]	[Edit]	[Enable]	[Delete]
Summer 2015		disabled	[Launch]	[Edit]	[Enable]	[Delete]
Fall 2015	Fall 2015	active	[Launch]	[Edit]	[Disable]	[Delete]
ATA Registration	Spring 2015	disabled	[Launch]	[Edit]	[Enable]	[Delete]
[Add]						

sets. You will see the screen below.

If you have already created registration sets, they will be listed here. To create a new registration set, click the add button and you will see the screen shown below:

Create Registration Set	
ID :	
Name :	<input type="text"/>
Description :	<input type="text"/>
Order :	<input type="text"/>
Show Global Page :	<input type="checkbox"/>
Link :	https://myldev.netsos.com/ATA/LMS/Reg5/register.php?reg_set=&reset=1
<input type="button" value="Back"/> <input type="button" value="Create"/>	

Give the set a name and description. Click create and you will be shown the league sessions box where you add leagues to the set. Only leagues that have already been created will appear under the league drop-down field. Here you can edit league information such as registration start and end dates.

League	ATA	Season	2015 : Fall
Description	<input type="text"/>	Order	0.00
Session Start	 0000-00-00	Session End	 0000-00-00
Registration Open	 2015-07-16	Registration Close	 2015-09-18
Early Bird 1	 <input type="text"/>	Early Bird 2	 <input type="text"/>
Late Registration	 <input type="text"/>		
<input type="button" value="Save"/> <input type="button" value="Cancel"/>			

Registration

After you click save to add the league to the set, you will see the screen below.

Edit Registration Set

ID :

6

Name :

Fall 2015

Description :

Fall 2015

Order :

0

Show Global Page :

☐

Link :

https://myldev.netsos.com/ATA/LMS/Reg5/register.php?reg_set=6&reset=1

League-Sessions

2015 - Fall (ATA)	active	[Edit]	[Disable]	[Delete]
2015 - Fall (Men's Doubles)	active	[Edit]	[Disable]	[Delete]
2015 - Fall (Men's Singles)	active	[Edit]	[Disable]	[Delete]
2015 - Fall (Women's Doubles)	active	[Edit]	[Disable]	[Delete]
2015 - Fall (Beginner's League)	active	[Edit]	[Disable]	[Delete]
2015 - Fall (Singles Women)	active	[Edit]	[Disable]	[Delete]
2015 - Fall (Day League)	active	[Edit]	[Disable]	[Delete]

[\[Add\]](#)

Back

Update

All the leagues that have been added will be filled into the league sessions box where you can edit, disable, or delete them. Click update to save whatever changes you have made

Unique solution ID: #1101

Author: MYL

Last update: 2015-12-04 22:10