










Registration

How do I edit/delete fee groups?

Each fee group entry has 3 options on the right hand side of each row, edit/copy/delete. Edit and Delete are straightforward, clicking edit will allow you to change all of the information you entered when you created.

Season Type Unassigned ▾ Click on a [Fee Group](#) below to view the [Fee Codes](#) associated with it. Add Fee Group

Registration (9 fee codes)

Fee Codes
6U Co-Ed Fee 
8U Boys Fee 
8U Girls Fee 
10U Boys Fee 
10U Girls Fee 
12U Boys Fee 
12U Girls Fee 
14U Boys Fee 
14U Girls Fee 

Add Fee Code

Edit Fee Group

Group Name *

Payment Group * Registration ▾


Required * Yes ▾

Family Maximum (Enter 0 for None) \$

Family Break * No ▾

Season Type Unassigned: ▾

Save Cancel



We generally do NOT recommend deleting fee groups, as they can cause trouble with your registration if not carefully considered. Deleting a fee group that was copied from another fee group will not affect that original fee group.

Unique solution ID: #1033

Author: MYL

Last update: 2023-11-14 22:07