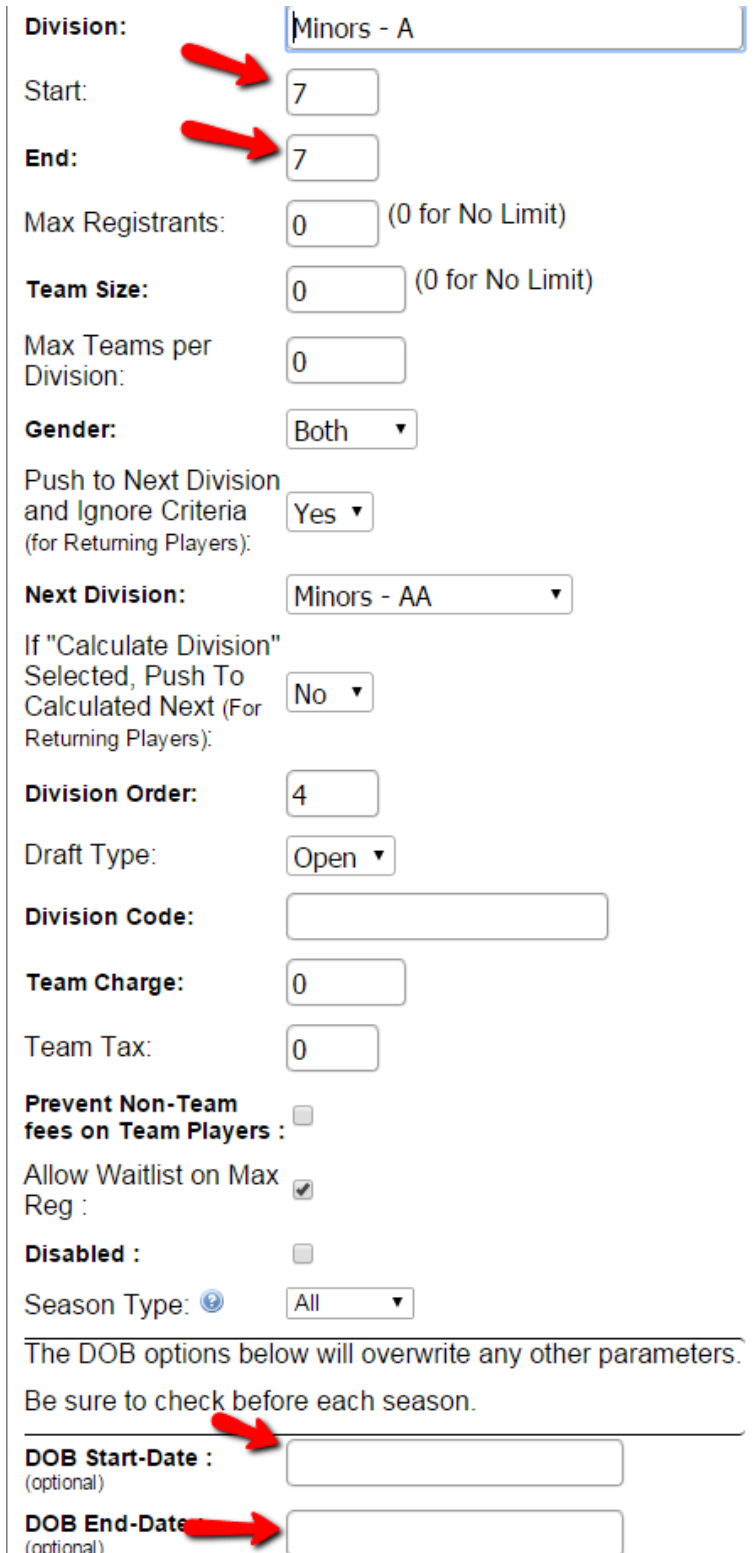


Registration

Why isn't the correct division showing when registering a player?

If the appropriate divisions don't show up after selecting an age and gender on the player step, then you want to check the criteria for your divisions by navigating to setup>teams>divisions and clicking edit next to the division you want to check. Take a look at the gender, age range, and d.o.b. range fields. Keep in mind that if you use a start and end birthdate range as the criteria, then it overrides whatever you put in the age range field.



Division: Minors - A

Start: 7

End: 7

Max Registrants: 0 (0 for No Limit)

Team Size: 0 (0 for No Limit)

Max Teams per Division: 0

Gender: Both ▾

Push to Next Division and Ignore Criteria (for Returning Players): Yes ▾

Next Division: Minors - AA ▾

If "Calculate Division" Selected, Push To Calculated Next (For Returning Players): No ▾

Division Order: 4

Draft Type: Open ▾

Division Code:


Team Charge: 0

Team Tax: 0


Prevent Non-Team fees on Team Players : ☐


Allow Waitlist on Max Reg : ☒

Disabled : ☐

Season Type:  All ▾

The DOB options below will overwrite any other parameters.
Be sure to check before each season.

DOB Start-Date : 
(optional)

DOB End-Date : 
(optional)

Registration

Unique solution ID: #1075

Author: MYL

Last update: 2015-11-24 17:00